

HOW TO PROMOTE **PHONICS** AT HOME

Written by
Daniel Harris



Let Me Teach

All you need to teach whatever the circumstances

What Are **Phonics**?

Phonics is a way of teaching children the process involved with making words. It is a way of pairing letters together with similar sounds to make different words. For example: CAT is split into the letters: **C.A.T.**

Each word is sounded out individually before grouping the words together at the end to make the final word.

Phonics is tricky to begin with, but once you familiarise yourself with how the process works it becomes easier.

The key think to remember is to break the word down into it's letters. Lets take the word **CHURCH** for example. Lets split the word into it's letters...

How it **works**

- ★ First Split the word **CHURCH** into it's letters
C.H.U.R.C.H
- ★ Next group the letters with their sounds
CH.U.R.CH
- ★ Finally, sound the letters out as a whole
CHURCH

Make Some **Silly Sounds**

Enjoy this silly rhyme that encourages children to learn letter sounds.



**Silly Sounds, silly sounds,
I like making silly sounds.**



**Can you join me and make them too,
Silly Sounds are good for you**

Silly Sounds **rhyme** (to the tune of 'this old man')


How to play

The simplicity of this game is what makes it a joy to do both in large groups and 1 to 1.

Begin by collecting a variety of items that you can find that begin with different letters of the alphabet. Place them into a box and keep another empty box for later in the activity. Don't show the children the objects. Then using the Flashcards from our resource section, show the children a letter. Sound it out for them correctly, before allowing them to try. Once done ask the children about an object which might start with that letter, before pulling the correct object out of the box. Sing the rhyme and then place the object into the spare box. Continue this process for the remaining objects.


Worksheet 1

Complete the words in this section below.

Remember to break the words down into different sounds.



... **AR**



... **UG**



... **ALL**



... **RUCK**

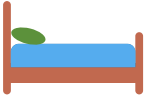

Use these Letters to
complete the words

C B B
T

Worksheet 2

Let us learn **OW** and **OU** sounding words

Circle the **OW** words



Circle the **OU** words



Complete these words **OW** or **OU**

T.....er

M.....se

Sh.....er

Write **OW** or **OU** words in this box



Let Me Teach

All you need to teach whatever the circumstances

Stay in the loop with **Let Me Teach**



www.facebook.com/letmeteach2020



www.instagram.com/letme_teach



infopoint.letmeteach@gmail.com

© 2020 Let Me Teach - Daniel Harris