



# Scholastic Success With Vocabulary Grade 1

by Danette Randolph

---

New York • Toronto • London • Auckland • Sydney  
Mexico City • New Delhi • Hong Kong • Buenos Aires

**Teaching**  
*Resources*

Scholastic Inc. grants teachers permission to photocopy the reproducible pages from this book for classroom use. No other part of this publication may be reproduced in whole or in part, or stored in a retrieval system, or transmitted in any form or by any means, electronic, mechanical, photocopying, recording, or otherwise without written permission of the publisher. For information regarding permission, write to Scholastic Inc., 557 Broadway, New York, NY 10012.

Cover art by Amy Vangsgard  
Cover design by Maria Lilja  
Interior illustrations by Carol Tiernon  
Interior design by Quack & Company

ISBN 0-439-55379-2

Copyright © 2004 Scholastic, Inc.  
All rights reserved. Printed in the U.S.A.

1 2 3 4 5 6 7 8 9 10 40 09 08 07 06 05 04

# Introduction

Developing a rich vocabulary is an important key to learning. Students who have a wide vocabulary and become independent word learners score higher on achievement tests and are both successful in school and beyond. Parents and teachers alike will find this book a valuable teaching tool in helping students become independent word learners. Students will enjoy completing the activities as they encounter a vast and varied vocabulary including rhyming words, synonyms, antonyms, short vowel sounds, rhyming words, and much more. The activities are both engaging and educational. Take a look at the Table of Contents and you will feel rewarded knowing you're providing such a valuable resource for your students. Remember to praise them for their efforts and successes.



## Table of Contents

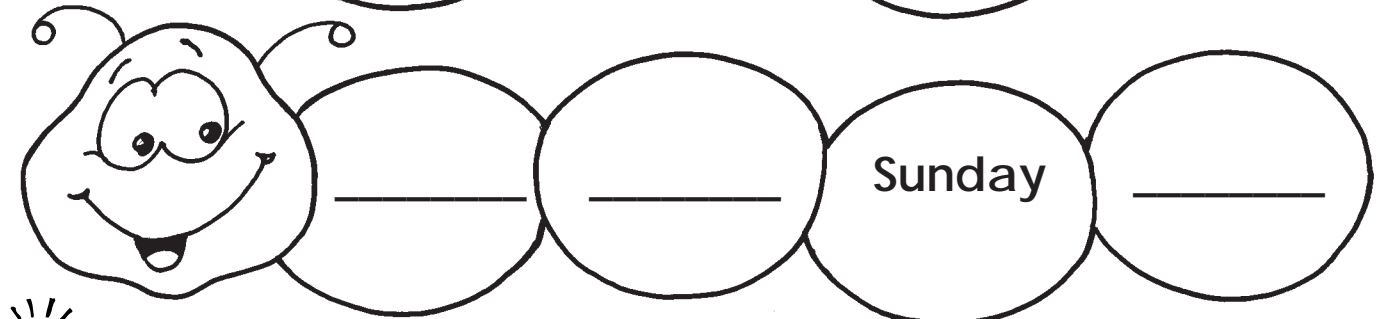
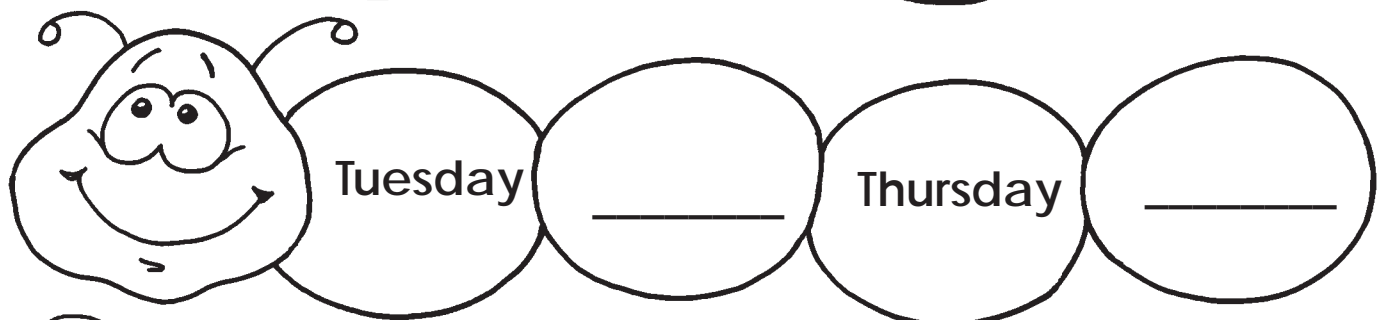
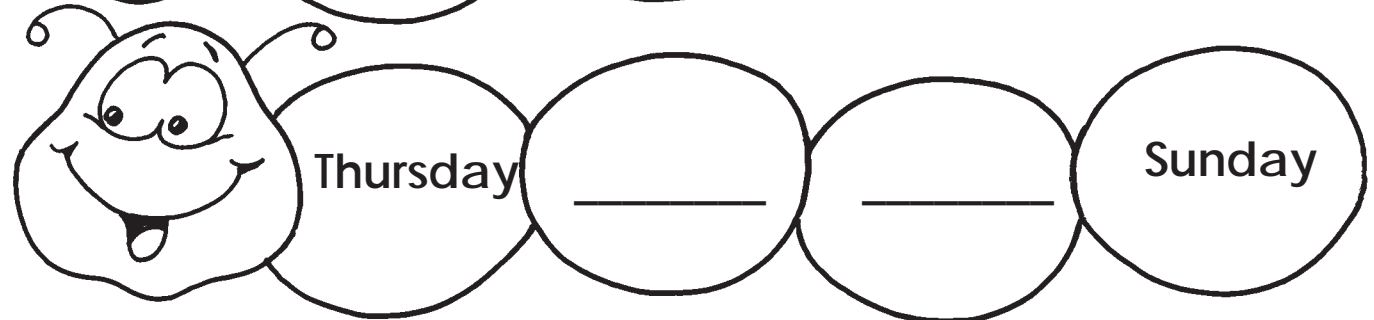
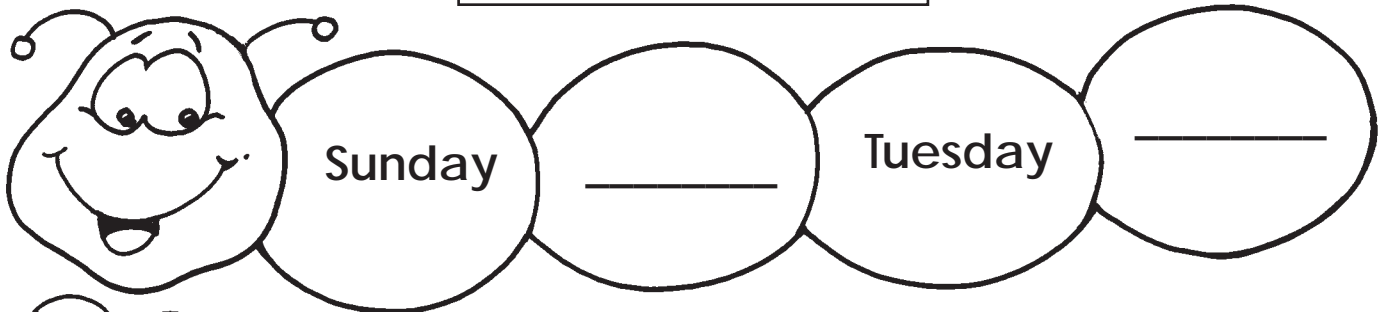
<b>Day by Day</b> ( <i>Days of the week</i> ) . . . . .	4	<b>Getting Around Town</b> ( <i>Directional words</i> ) . . . . .	26
<b>Month by Month</b> ( <i>Months of the year</i> ) . . . . .	5	<b>Easy Economics</b> ( <i>Economics</i> ) . . . . .	27
<b>Rhyme Time</b> ( <i>Rhyming words</i> ) . . . . .	6	<b>Ever-Changing Emotions</b> ( <i>Emotions</i> ) . . . . .	28
<b>Definitely Different</b> ( <i>Antonyms</i> ) . . . . .	7	<b>Character Counts!</b> ( <i>Character traits</i> ) . . . . .	29
<b>Simply the Same</b> ( <i>Synonyms</i> ) . . . . .	8	<b>Awesome A Words</b> ( <i>Short-a sound</i> ) . . . . .	30
<b>Same but Different</b> ( <i>Homophones</i> ) . . . . .	9	<b>Excellent E Words</b> ( <i>Short-e sound</i> ) . . . . .	31
<b>A Perfect Pair</b> ( <i>Compound words</i> ) . . . . .	10	<b>Fishy I Words</b> ( <i>Short-i sound</i> ) . . . . .	32
<b>Perfect Shape</b> ( <i>Geometric shapes</i> ) . . . . .	11	<b>Outrageous O Words</b> ( <i>Short-o sound</i> ) . . . . .	33
<b>Mystery Math Words</b> ( <i>Math vocabulary</i> ) . . . . .	12	<b>Fun With Short U Words</b> ( <i>Short-u sound</i> ) . . . . .	34
<b>Size It!</b> ( <i>Standard measurement</i> ) . . . . .	13	<b>Hopping Fun</b> ( <i>Short vowel sounds</i> ) . . . . .	35
<b>Metric Measurement Maze</b> ( <i>Metric measurement</i> ) . . . . .	14	<b>The Long and Short of It</b> ( <i>Long/short vowel sounds</i> ) . . . . .	36
<b>The Four Seasons</b> ( <i>Seasons</i> ) . . . . .	15	<b>Hop on Over</b> ( <i>Nouns</i> ) . . . . .	37
<b>Weather Watchers</b> ( <i>Weather vocabulary</i> ) . . . . .	16	<b>Anchors Away!</b> ( <i>Proper nouns</i> ) . . . . .	38
<b>Beautiful Babies</b> ( <i>Animal babies</i> ) . . . . .	17	<b>Time for Action</b> ( <i>Verbs</i> ) . . . . .	39
<b>All Kinds of Animals</b> ( <i>Animals</i> ) . . . . .	18	<b>Describe That</b> ( <i>Adjectives</i> ) . . . . .	40
<b>Inspect the Insects</b> ( <i>Insects</i> ) . . . . .	19	<b>How Do You Do It?</b> ( <i>Adverbs</i> ) . . . . .	41
<b>Name That Dinosaur</b> ( <i>Dinosaurs</i> ) . . . . .	20	<b>A Perfect Fit</b> ( <i>Contractions</i> ) . . . . .	42
<b>Fanciful Flowers</b> ( <i>Flowers</i> ) . . . . .	21	<b>Say It in a Letter</b> ( <i>Parts of a letter</i> ) . . . . .	43
<b>Out of This World</b> ( <i>Planets</i> ) . . . . .	22	<b>Stretching for Snacks</b> ( <i>Analogies</i> ) . . . . .	44
<b>Sensational Service</b> ( <i>Community helpers</i> ) . . . . .	23	<b>Analogy Maze</b> ( <i>Analogies</i> ) . . . . .	45
<b>On the Move</b> ( <i>Transportation</i> ) . . . . .	24	<b>Word Relations</b> ( <i>Analogies</i> ) . . . . .	46
<b>Making a Map</b> ( <i>Parts of a map</i> ) . . . . .	25	<b>Answer Key</b> . . . . .	47




# Day by Day

Write the names of the missing days on each caterpillar. Then color each caterpillar using the color code.

Monday = red	Wednesday = green	Thursday = blue
Sunday = pink	Saturday = purple	Tuesday = orange
	Friday = yellow	















How many days are in one week? \_\_\_\_\_



# Month by Month

Read the chart. Write each answer.

January	Joe 
February	Tina 
March	Ben 
April	Kara 
May	James 
June	Hallie 
July	Shana 
August	Juan 
September	Kirk 
October	Kate 
November	Sarah 
December	Dan 

The first month of the year is \_\_\_\_\_.

The last month of the year is \_\_\_\_\_.

The month before March is \_\_\_\_\_.

The month between June and August is \_\_\_\_\_.

The month after May is \_\_\_\_\_.

When is my birthday?

Sarah \_\_\_\_\_

Kirk \_\_\_\_\_

Dan \_\_\_\_\_

Kara \_\_\_\_\_

Kate \_\_\_\_\_

Hallie \_\_\_\_\_

Ben \_\_\_\_\_

Shana \_\_\_\_\_



On another sheet of paper, write the abbreviation for each month.



# Rhyme Time

Read the words in each row. Cross out the word that does not rhyme. Write that word on the correct line below.


- |          |        |       |         |
|----------|--------|-------|---------|
| 1. care  | Cat    | hair  | there   |
| 2. were  | cut    | shut  | nut     |
| 3. skate | alike  | bait  | late    |
| 4. bill  | thrill | will  | friends |
| 5. not   | bike   | spike | like    |
| 6. play  | say    | day   | were    |
| 7. sure  | fur    | but   | her     |
| 8. and   | ball   | tall  | call    |
| 9. end   | bend   | great | trend   |
| 10. hat  | that   | pat   | they    |
| 11. hot  | dot    | Bear  | cot     |
| 12. hand | still  | sand  | band    |



_____	_____	_____	_____
1	8	11	2
_____	_____	_____	_____
5	3	7	10
_____	_____	_____	_____ !
6	12	9	4



On another sheet of paper, draw a picture of two words that rhyme with cat.







## Definitely Different



**Antonyms** are words with opposite meanings.

Read the word on each flowerpot. Color the flower with the antonym.



On another sheet of paper, draw a picture of the antonym for city.



# Simply the Same




**Synonyms** are words with the same or nearly the same meanings.

Read each word at the top of the box.  
Circle every other letter. Write the letters in order on the line to spell a synonym. The first one is done for you.



<p><b>1.</b> begin</p> <p>_____</p>	<p><b>2.</b> glad</p> <p>_____</p>	<p><b>3.</b> loud</p> <p>_____</p>
<p><b>4.</b> little</p> <p>_____</p>	<p><b>5.</b> see</p> <p>_____</p>	<p><b>6.</b> big</p> <p>_____</p>





# Same but Different



**Homophones** are words that sound alike but are spelled differently and have different meanings.

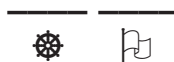
a	b	c	d	e	g	h	i	k	l	m	n	o	r	s	t	u	w	y
😊	🕒	➡	☆	★	⌚	🌸	👤	x	✓	◯	❄️	🚩	◻	💧	❄️	◆	📖	◇

Use the code to write each homophone.

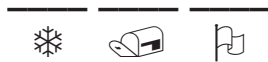
1. here



2. know



3. to



4. ate



5. cent




6. break



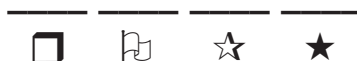
7. so



8. main



9. road



























# A Perfect Pair



**Compound words** are two words joined together to make a new word.

Draw a line to connect the boxes to make compound words.  
Write the compound word.

	door
	foot
	sun
	cup
	bee
	bed
	flower
	dog
	pop
	tooth
	book

	hive
	flower
	time
	bell
	brush
	ball
	shelf
	cake
	corn
	pot
	house

---



---



---



---



---



---



---



---



---



---

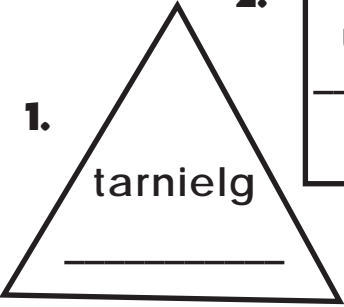



---

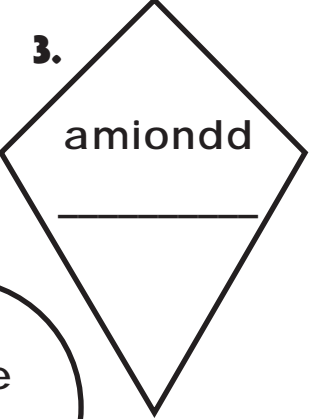



# Perfect Shape

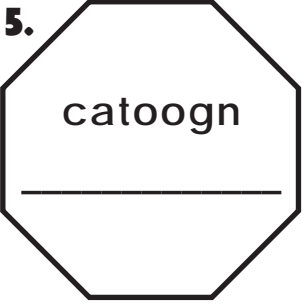
Unscramble the shape words. Write the words on the lines.


1.  **tarnielg** \_\_\_\_\_

2.  **usqaer** \_\_\_\_\_

3.  **amiondd** \_\_\_\_\_


4.  **rlccie** \_\_\_\_\_

5.  **catoogn** \_\_\_\_\_


6.  **cteagrlen** \_\_\_\_\_

diamond  
square  
octagon  
triangle  
rectangle  
circle

What shape is a . . .


7.  pizza? \_\_\_\_\_

8.  baseball infield? \_\_\_\_\_

9.  tent? \_\_\_\_\_

10.  stop sign? \_\_\_\_\_

11.  present? \_\_\_\_\_

12.  window? \_\_\_\_\_



Find eight things in your home that are shaped like a rectangle. Name them.



# Mystery Math Words

Use the code to identify the math words.

1	2	3	4	5	6	7	8	9	10	11	12	13	14	15	16	17	18	19	20
a	d	s	b	r	u	f	m	t	c	i	e	o	q	n	l	y	v	p	z

1.

$$\begin{array}{r} 2 \\ + 3 \\ \hline 5 \end{array}$$

$\overline{(1 - 0)}$     $\overline{(4 - 2)}$     $\overline{(1 + 1)}$

2.

$$\begin{array}{r} 3 \\ + 7 \\ \hline 10 \end{array}$$

$\overline{(1 + 2)}$     $\overline{(4 + 2)}$     $\overline{(12 - 4)}$

3.

$$\begin{array}{r} 5 \\ - 3 \\ \hline 2 \end{array}$$

$\overline{(9 - 6)}$     $\overline{(3 + 3)}$     $\overline{(7 - 3)}$     $\overline{(12 - 3)}$     $\overline{(10 - 5)}$     $\overline{(9 - 8)}$     $\overline{(3 + 7)}$     $\overline{(6 + 3)}$

4.

$$\begin{array}{r} 10 \\ - 7 \\ \hline 3 \end{array}$$

$\overline{(8 - 6)}$     $\overline{(15 - 4)}$     $\overline{(10 - 3)}$     $\overline{(3 + 4)}$     $\overline{(8 + 4)}$     $\overline{(2 + 3)}$     $\overline{(15 - 3)}$     $\overline{(10 + 5)}$     $\overline{(8 + 2)}$     $\overline{(11 + 1)}$

5.

$\overline{(8 - 5)}$     $\overline{(7 + 6)}$     $\overline{(8 + 8)}$     $\overline{(10 + 8)}$     $\overline{(7 + 5)}$

6.

$2 + 3 = 5$

$\overline{(10 + 2)}$     $\overline{(7 + 7)}$     $\overline{(10 - 4)}$     $\overline{(8 - 7)}$     $\overline{(9 + 7)}$



On another sheet of paper, use the code to write math problems to spell the word *estimate*.

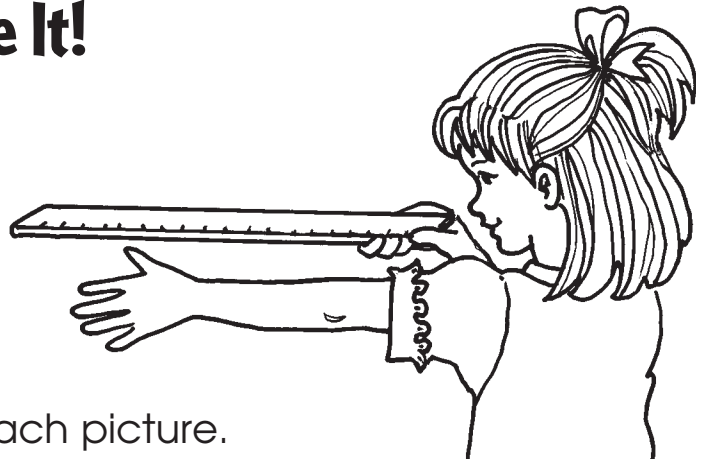


# Size It!

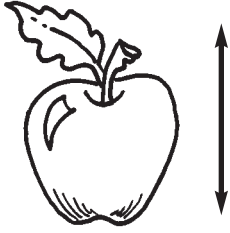

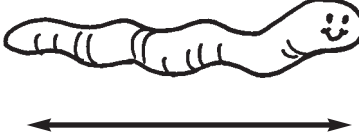

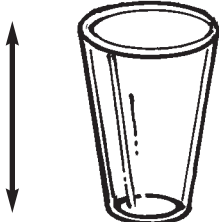


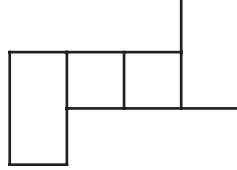

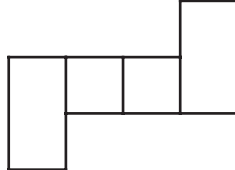

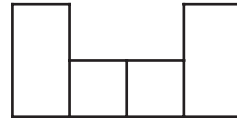

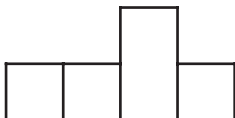

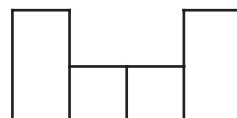
12 inches = 1 foot

3 feet = 1 yard

5,280 feet = 1 mile



Write the best unit of measure for each picture.

<p>1.</p>  	<p>2.</p>  
<p>3.</p>  	<p>4.</p>  
<p>5.</p>  	<p>6.</p>  
<p>7.</p>  	<p>8.</p>  



Find out how many inches tall you are.



# Metric Measurement Maze

10 centimeters (cm) = 1 decimeter (dm)

10 decimeters (dm) = 1 meter (m)

1,000 meters (m) = 1 kilometer (km)




centimeters

Follow the maze to the best unit of measure for each picture.

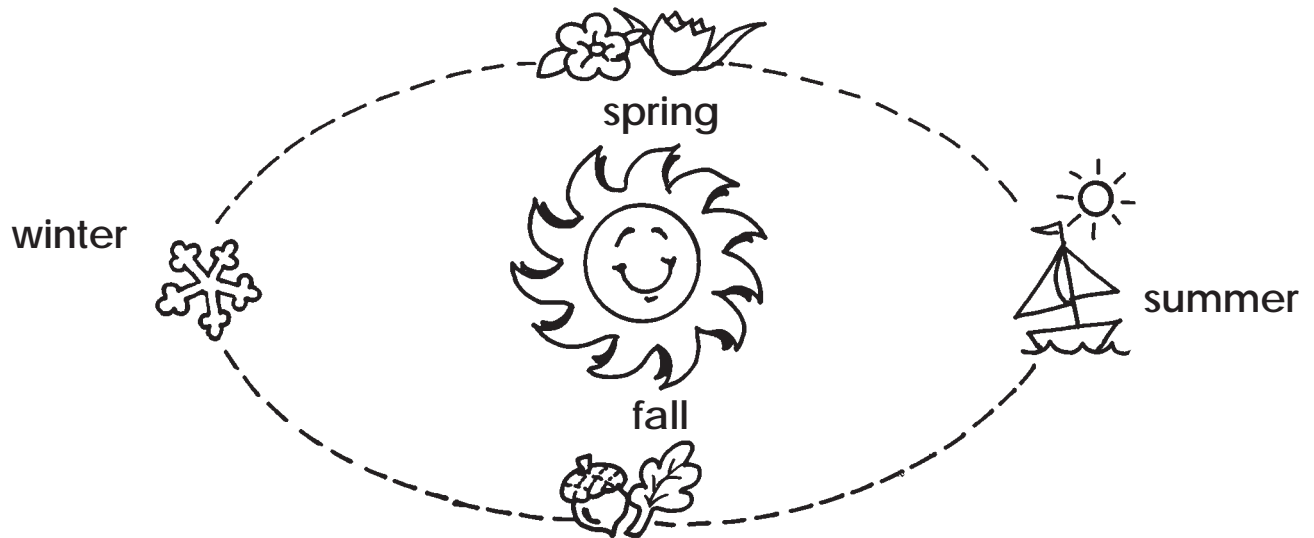


Circle the unit of measurement that is largest.

- meter      centimeter      kilometer      decimeter



# The Four Seasons



Circle the season that goes with each sentence.

- |  |  |  |  |  |
|--|--|--|--|--|
| 1. Birds make nests for babies.          |  |  |  |  |
| 2. Children build snowmen.               |  |  |  |  |
| 3. Leaves turn, red, orange, and yellow. |  |  |  |  |
| 4. Children go swimming outside.         |  |  |  |  |
| 5. Flowers begin to bloom.               |  |  |  |  |
| 6. Some animals hibernate.               |  |  |  |  |
| 7. Trees start losing leaves.            |  |  |  |  |
| 8. Insects fly through the air.          |  |  |  |  |



Did you notice a pattern in the answers?  
Draw the pattern in the squares.


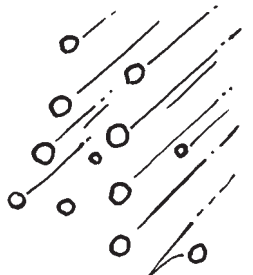
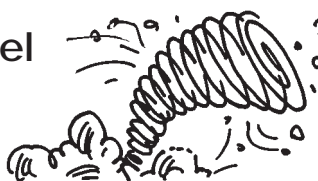



<input type="checkbox"/>	<input type="checkbox"/>	<input type="checkbox"/>	<input type="checkbox"/>
--------------------------	--------------------------	--------------------------	--------------------------




# Weather Watchers



Look at the weather picture. Read the weather clue.  
Cross out every other letter box. The letters left will  
name the kind of weather. Write the weather word on the line.  
The first one has been done for you.











<p>I see nothing but snow.</p>  <p>b e l n i s z a z j a o r t d</p> <p>1. _____ blizzard</p>	<p>I see balls of ice falling from the sky</p>  <p>h j a j i q l</p> <p>2. _____</p>
<p>I see a dark funnel cloud in the sky.</p>  <p>t r o p r b n g a j d u o</p> <p>3. _____</p>	<p>I see water drops falling from the sky.</p>  <p>r g a k i a n</p> <p>4. _____</p>
<p>I see white flakes falling from the sky.</p>  <p>s e n b o i w</p> <p>5. _____</p>	<p>I see beautiful blue skies.</p>  <p>s f u s n c s l h o i r n r e</p> <p>6. _____</p>





# Beautiful Babies

Cross out every other letter to name the baby animal. Write the name on the line. The first one has been done for you.

 <p>1. <u>                    </u></p> <p>k j i u t g t b e s n</p> <p>kitten</p>	 <p>2. <u>                    </u></p> <p>l v a g m c b</p>
<p>3. <u>                    </u></p>  <p>t h a t d a p k o r l f e</p>	<p>4. <u>                    </u></p>  <p>d f u j c w k d l n i k n o g</p>
 <p>5. <u>                    </u></p> <p>f c a i w d n</p>	 <p>6. <u>                    </u></p> <p>c e u x b</p>
<p>7. <u>                    </u></p>  <p>c l a d l n f</p>	 <p>8. <u>                    </u></p> <p>p d i h g y l i e b t</p>
<p>9. <u>                    </u></p>  <p>c o h r i e c q k</p>	<p>10. <u>                    </u></p>  <p>p b u u p a p z y</p>




Find out the name of a baby penguin. \_\_\_\_\_



# All Kinds of Animals

Read each clue. Write the names of the correct animals in the crossword puzzle.




## Across

2. This mammal hibernates in the winter.
5. This reptile has a long nose and sharp teeth.
6. This mammal makes an oink sound.
7. This mammal has a mane.

## Down

1. This bird uses its wings to swim.
3. This mammal lives like a fish.
4. This sea creature has eight arms.




On another sheet of paper, draw a picture of your favorite animal. Write one sentence about it.



# Inspect the Insects

Use the words in the box to identify the parts of an insect.

leg	antenna	wing	head	abdomen	thorax
-----	---------	------	------	---------	--------



Circle three insects on the leaves.



**Did you know that insects have only six legs? That is why a spider is not an insect. Use a reference book to find out another fact about insects.**



# Name That Dinosaur

Write the dinosaur name that goes with each clue.

I am one of the longest dinosaurs.

\_\_\_\_\_

6 4



I am the fiercest dinosaur.

\_\_\_\_\_

3

2

I am a spike-tailed dinosaur.

\_\_\_\_\_

7

I am a three-horned dinosaur.

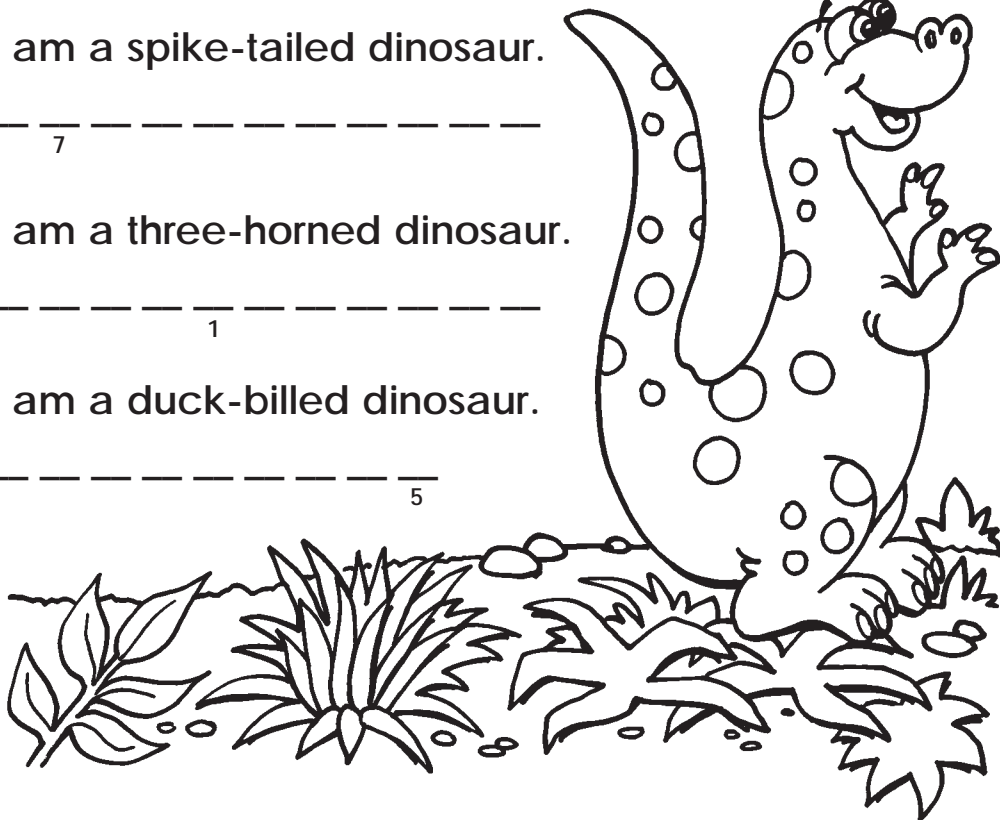
\_\_\_\_\_






1

I am a duck-billed dinosaur.

\_\_\_\_\_

5





	Trachodon
	Brachiosaurus
	Tyrannosaurus rex
	Triceratops
	Stegosaurus

Use the letters above to finish the rhyme.

Dinosaurs were amazing creatures, I think  
But I'll never see a real one because they are . . .

○ ○ ○ ○ ○ ○ ○ !  
1 2 3 4 5 6 7





# Fanciful Flowers

Use the words to label the picture. Then use the shape code to complete the sentence below.

seed

stem

flower

rain


leaf

roots

soil

bug

sunlight



A person who enjoys learning about flowers is a

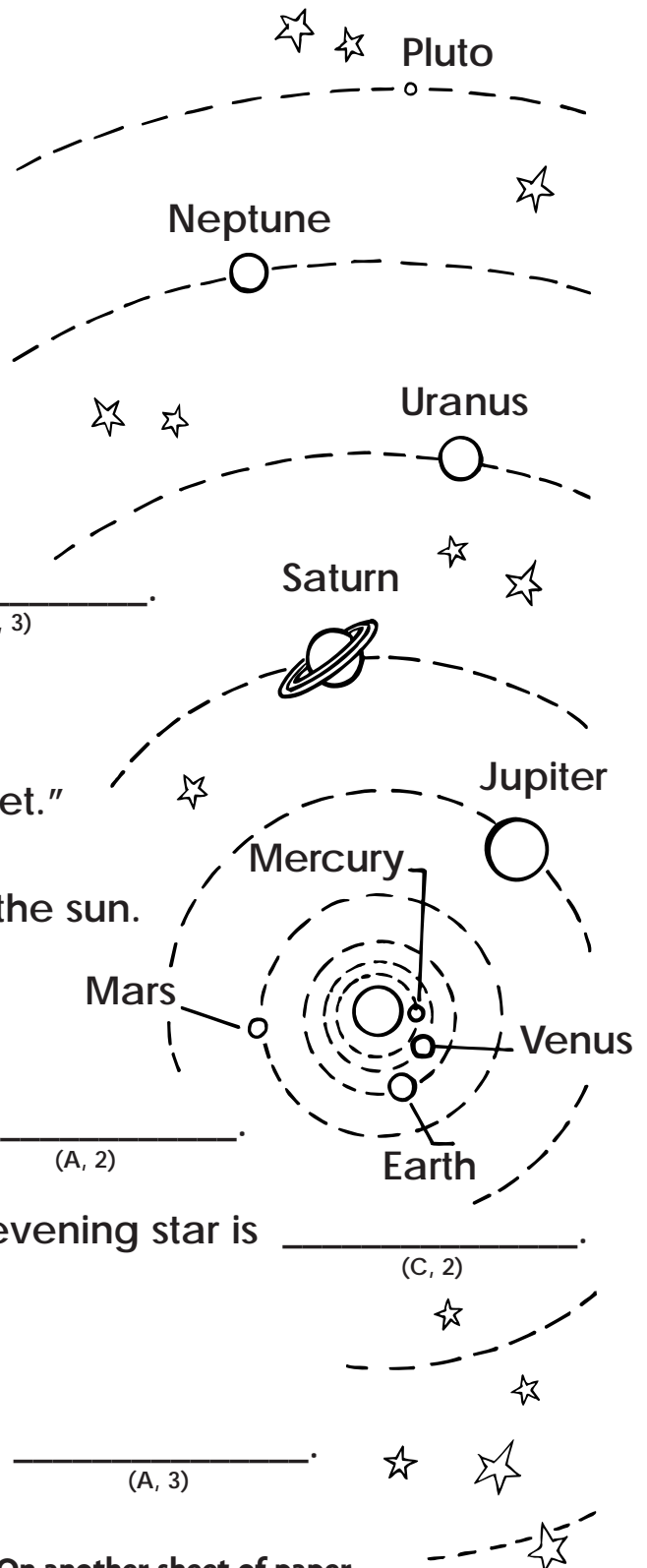




# Out of This World

Use the grid to identify each planet.

3	Neptune	Earth	Mars
2	Uranus	Saturn	Venus
1	Mercury	Jupiter	Pluto
	A	B	C



The third planet from the sun is \_\_\_\_\_.  
(B, 3)

Seven rings circle \_\_\_\_\_.  
(B, 2)

\_\_\_\_\_ is called the "Red Planet."  
(C, 3)

\_\_\_\_\_ is the planet closest to the sun.  
(A, 1)

The smallest planet is \_\_\_\_\_.  
(C, 1)

The only planet tipped on its side is \_\_\_\_\_.  
(A, 2)


A planet often called a morning or an evening star is \_\_\_\_\_.  
(C, 2)

\_\_\_\_\_ is a giant ball of gas.  
(B, 1)

A day lasts only 16 hours on the planet \_\_\_\_\_.  
(A, 3)



**Choose the planet you would most like to visit. On another sheet of paper, write two reasons why you would like to go there.**



# Sensational Service

Read each clue. Write the name of each community helper.

<p><b>1.</b> I give you a checkup each year as you grow up.</p> <p>_____</p> <p style="text-align: center;">5</p>	<p><b>2.</b> I drive a vehicle that is really cool. I pick you up each day for school.</p> <p>_____</p> <p style="text-align: center;">6</p>
<p><b>3.</b> When smoke hits your nose I'll come with my hose.</p> <p>_____</p> <p style="text-align: center;">2</p>	<p><b>4.</b> I work on your teeth awhile, so you can have a bright smile.</p> <p>_____</p> <p style="text-align: center;">4</p>
<p><b>5.</b> I share a lot for you to learn, and in my class we all take turns.</p> <p>_____</p> <p style="text-align: center;">1</p>	<p><b>6.</b> I am here to help you look for an interesting book.</p> <p>_____</p> <p style="text-align: center;">3</p>

Use the letters from above to finish the sentence.

For all you do, we say . . .

\_\_\_\_\_k    y \_\_\_\_\_!

1   2   3   4                      5   6

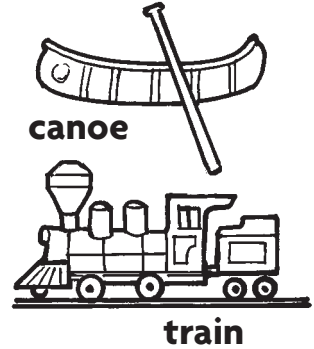



bus driver	doctor	dentist
librarian	firefighter	teacher



# On the Move

Circle the transportation words. The words go across and down.




s	h	i	p	a	n	a
a	e	t	d	o	b	i
i	l	s	v	a	i	r
l	i	t	a	k	k	p
b	c	a	n	o	e	l
o	o	e	r	c	f	a
a	p	u	c	a	r	n
t	t	r	u	c	k	e
r	e	v	h	b	u	s
t	r	a	i	n	l	s

Complete the chart to identify different kinds of transportation.

air	land	water
_____	_____	_____
_____	_____	_____
	_____	
	_____	
	_____	
	_____	





# Making a Map

Use the code to fill in the blanks about parts of a map.

a	b	c	e	h	k	l	m	n	o	p	r	s	t	u	w	y
↖	☀	○	❄	💧	⊛	✧	☑	↗	🌸	⊗	⤴	⊙	🕒	😊	↗	

1. A map \_\_\_\_\_ is a  
 \_\_\_\_\_ picture that stands for a real thing.

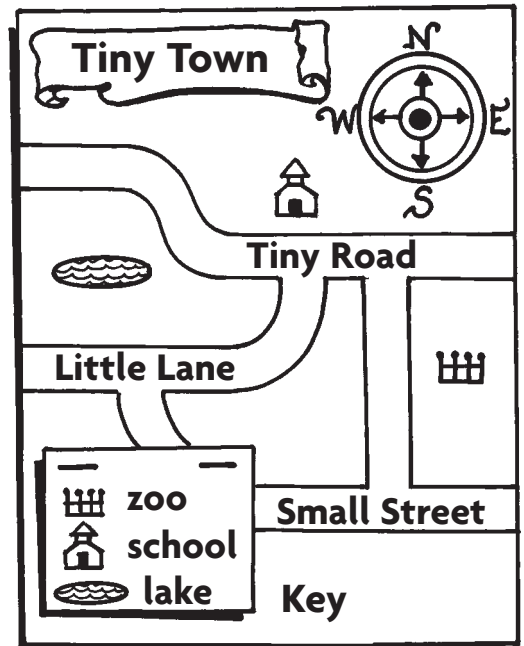
2. A list of symbols and what they stand  
 for is called the \_\_\_\_\_.

3. The cardinal directions are

\_\_\_\_\_

\_\_\_\_\_ and \_\_\_\_\_.

4. The \_\_\_\_\_  
 \_\_\_\_\_ shows the cardinal directions on a map.









A book of maps is called an atlas. Spell *atlas* using the code above.

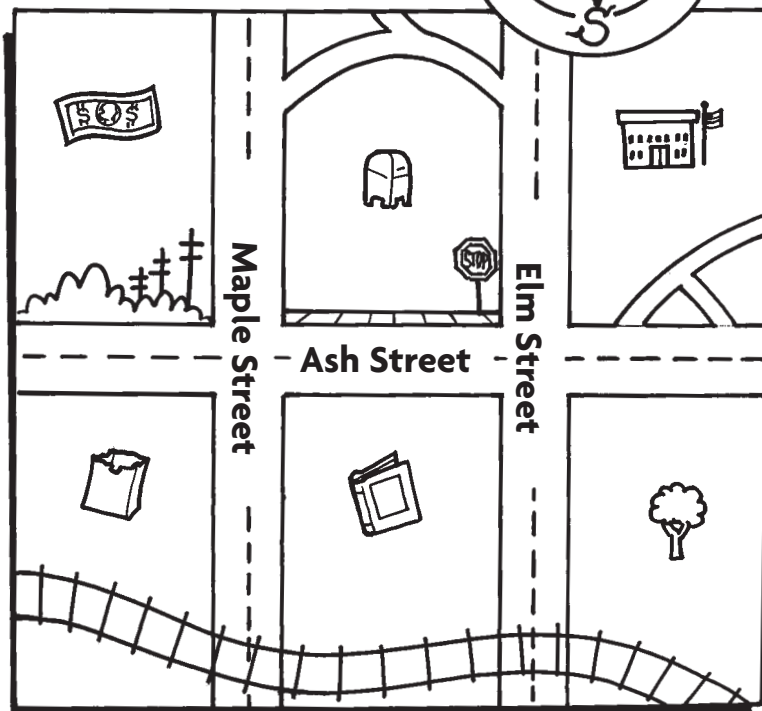


# Getting Around Town

Use the map to complete the crossword puzzle.

**Map Key**

 bank	 market
 school	 post office
 library	 park




## Across

3. the first street crossed if walking west from the park
5. the direction to travel from the market to the bank
6. the direction to travel from the post office to the school

north    south    east    west

## Down

1. the direction to travel from the library to the market
2. the first street crossed if walking east from the bank
4. the direction to travel from the school to the park
7. the street crossed if walking north from the library



On another sheet of paper, make a map of an imaginary city just for kids.

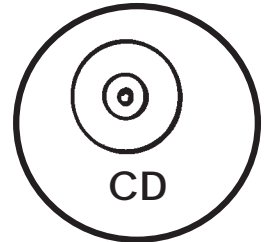

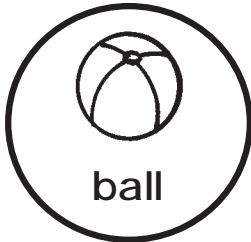
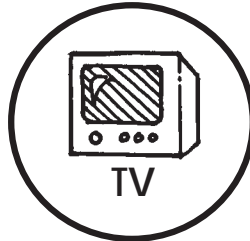






# Easy Economics

Unscramble the money words. Write the words.

neynp 1. _____	lradlo 2. _____	mdie 3. _____
nlkice 4. _____	Word Bank quarter penny nickel dime dollar	urtaqre 5. _____

A **need** is something you must have to live. A **want** is something you do not need to live. Color the circles with wants.

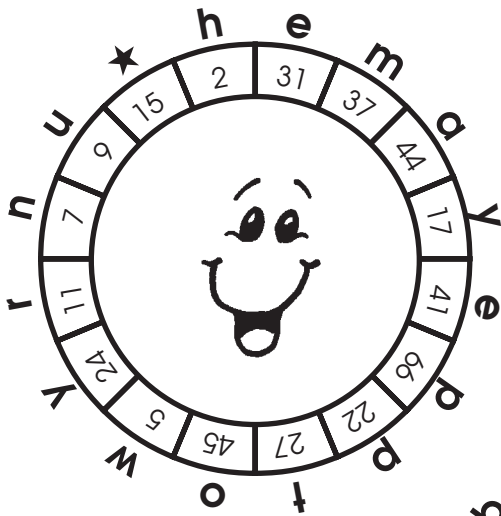


On another sheet of paper, draw a picture of something you really want but do not need.




# Ever-Changing Emotions


Begin at the star. Move around the circle and color the spaces with odd numbers. Then go back to the star. Write the letters above the spaces you did not color in order on the line below each face.




1. \_\_\_\_\_



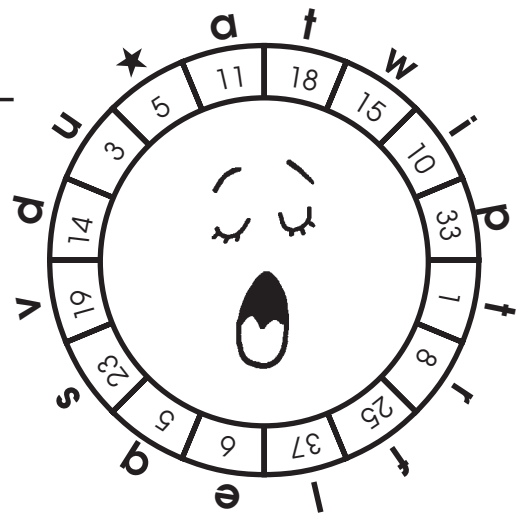
2. \_\_\_\_\_



3. \_\_\_\_\_



4. \_\_\_\_\_



5. \_\_\_\_\_



# Character Counts!

Use a word from the box to describe the character trait shown in each picture.

polite cooperative helpful honest responsible kind

I finished my homework all by myself.



1. \_\_\_\_\_

Sir, I think you dropped a five dollar bill.




2. \_\_\_\_\_

Dad, I'll take out the trash.



3. \_\_\_\_\_

We make a good team!



4. \_\_\_\_\_

Would you like one of my cookies?




5. \_\_\_\_\_

Thank you for the ice cream, Mom.



6. \_\_\_\_\_



# Awesome A Words


Complete the crossword puzzle using the words from the Word Bank. The words all have the short-a sound.

## Across

2. a grown kitten
3. used in baseball
4. another name for sack
6. a baby cow
8. something to eat



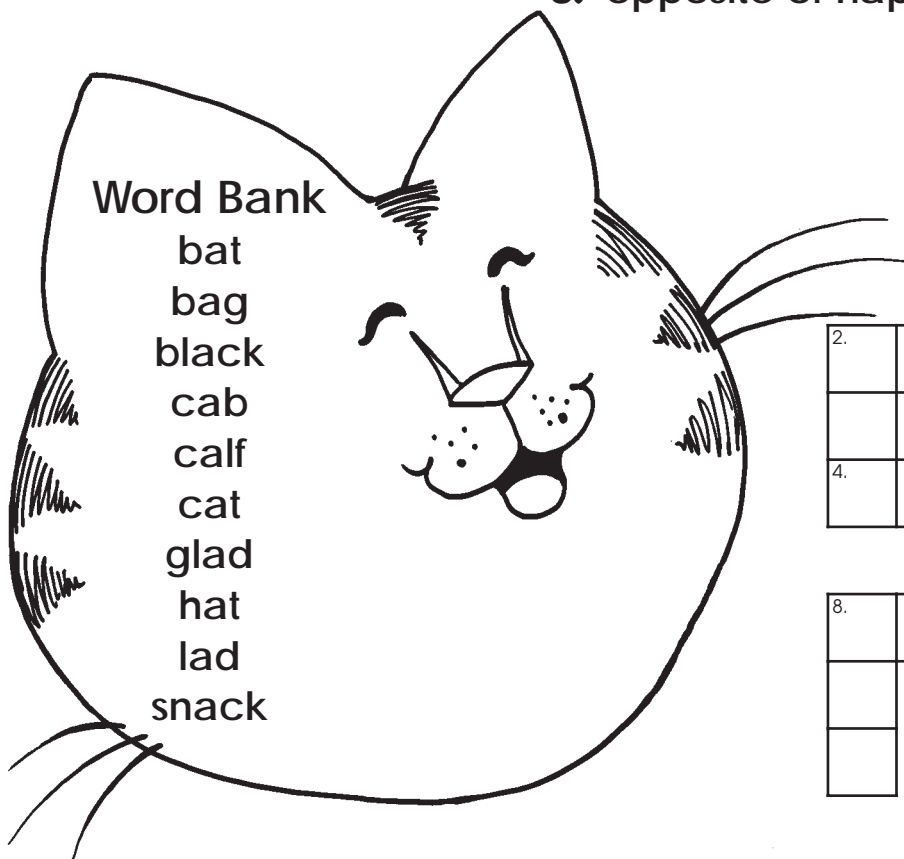
## Down

1. something worn on your head
2. a taxi
3. opposite of white
5. opposite of sad
7. a boy
8. opposite of happy



### Word Bank

bat  
bag  
black  
cab  
calf  
cat  
glad  
hat  
lad  
snack

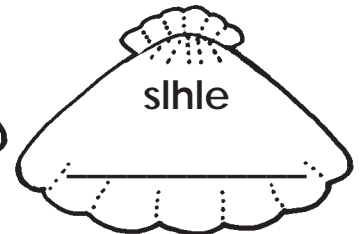
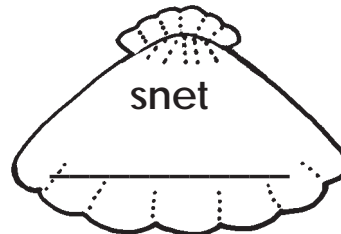
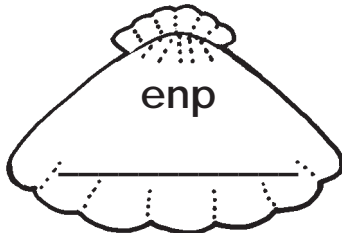
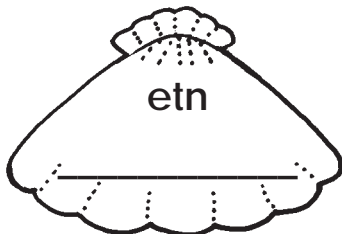
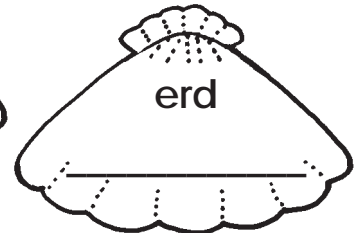
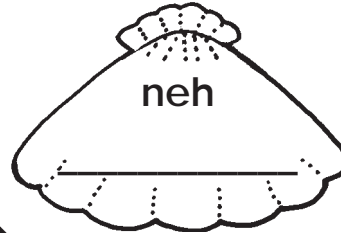




On another sheet of paper, draw a silly picture using words with the short-a sound.



## Excellent E Words

Unscramble the short-e words. Use the words to complete each sentence below.



1. I rhyme with swell. I am a pretty \_\_\_\_\_.
2. I rhyme with bed. I am the color \_\_\_\_\_.
3. I rhyme with Deb. I am a spider's \_\_\_\_\_.
4. I rhyme with test. I am the direction \_\_\_\_\_.
5. I rhyme with den. I am a ballpoint \_\_\_\_\_.
6. I rhyme with let. I am a butterfly \_\_\_\_\_.
7. I rhyme with best. I am a bird's \_\_\_\_\_.
8. I rhyme with ten. I am a chicken or \_\_\_\_\_.





On another sheet of paper, draw a picture of something else whose name has the short-e sound.



## Fishy I Words

Read each clue in the fishbowl. Find the fish with the correct answer. Color both fish the same color to show a match.



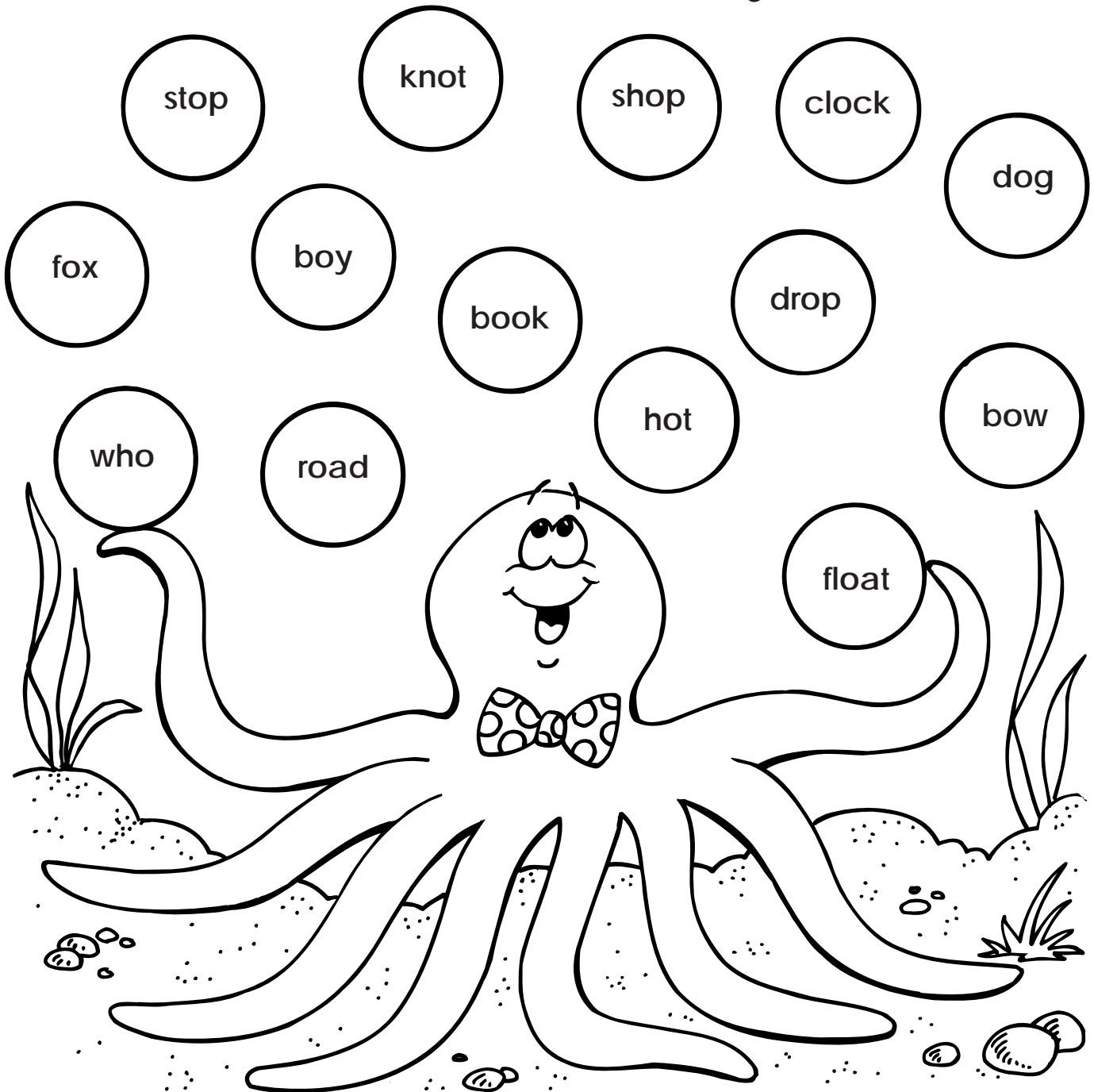
The whale shark is the largest fish in the ocean. On another sheet of paper, draw a picture of what you think it looks like.





## Outrageous O Words

Read each word. If it has the short-o sound, color the ball blue. If it does not have the short-o sound, color the ball green.



Most sea animals have fins and flippers to help them swim. Find out how an octopus moves through the water.



# Fun With Short-U Words

Use the clues to connect the dots in the order of the clues.

1. a small insect
2. something squirrels eat
3. part of a hamburger
4. a baby bear
5. opposite of down
6. to cry and complain
7. scissors do this
8. ball of fire in the sky
9. something to wipe feet on
10. a bush
11. a big yellow \_\_\_\_\_

use      cut      cute      sun      fume


up      fuss      cub      bun      huge

nuts      bug      bus      shrub

rug      flute



On another sheet of paper, write a poem about a ride on a bus.



# Hopping Fun

Use the picture clues to complete each puzzle with words that have short vowel sounds. Then use the number code to answer the riddle below.

net mop sun fish hand pig rug ant pencil frog

What do you give a sick frog? A \_\_\_\_\_ !  
 1    2    3    4    5    6    7    8    2    9



# The Long and Short of It

Read each word. If the word has a long vowel sound, color the box red. If the word has a short vowel sound, color the box yellow. The colors will help you answer the riddle.



net	ant	hand	sun	rug	fish	run	pig
bus	play	me	mop	cub	five	see	stop
fox	cut	men	best	cat	hop	sip	pen
hat	wish	lid	smoke	tail	tent	red	bun
cut	then	hop	hot	up	hip	web	bag
nest	hope	nut	hen	bat	calf	snake	fin
black	top	cake	high	rain	mile	west	shop
trim	bed	nap	ship	fib	ten	tag	man

How can you say hello without words?

You can remember to \_\_\_\_\_.



# Hop on Over



A **noun** is a naming word. It names a person, place, or thing.

Follow each frog's path across the pond to its lily pad.

Color the rocks that name people red.

Color the rocks that name places yellow.

Color the rocks that name things blue.



teacher

restaurant

envelope

doctor

library

car

desk

lady

store

box

nurse

gas station

post office

toy

clerk

hospital

shirt

vet

theater

book




## Anchors Away!





A **proper noun** names a special person, place, or thing. It begins with a capital letter.

Color the proper nouns to connect the boat and anchor.



	Dean	lady	country	astronaut
school	New York	dog	team	car
boy	Jenna	sport	girl	house
street	North Street	store	song	bird
friend	Mars	John Glenn	America	Elm Grove School
motorcycle	cat	paint	man	April
planet	soda	ocean	bed	



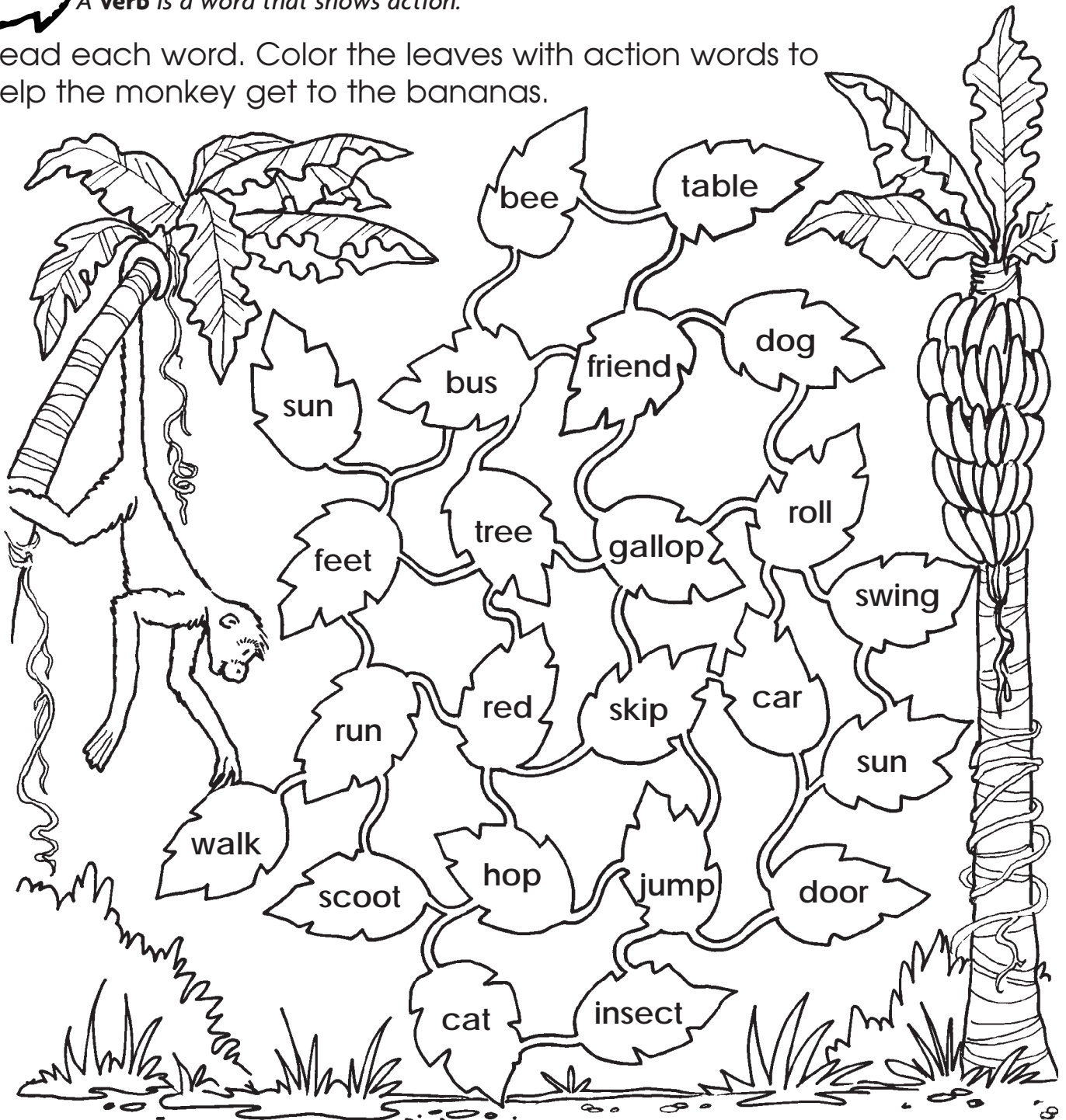


# Time for Action



A **verb** is a word that shows action.

Read each word. Color the leaves with action words to help the monkey get to the bananas.



Write a verb that goes with each animal.

rabbit \_\_\_\_\_

eagle \_\_\_\_\_

cat \_\_\_\_\_

skunk \_\_\_\_\_

snake \_\_\_\_\_

bear \_\_\_\_\_



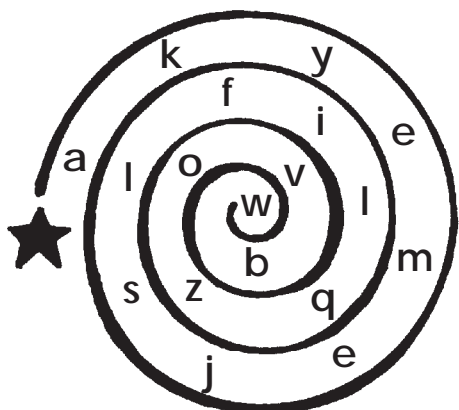
# Describe That



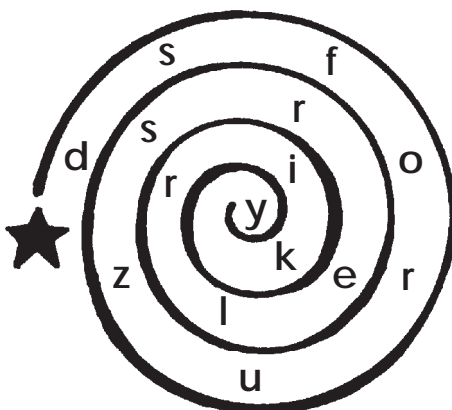
An **adjective** is a describing word.

Begin at the star. Follow the directions. Then write the circled letters in order on the blanks to spell a describing word.

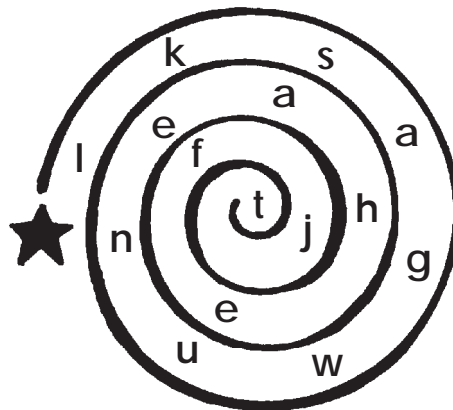
Circle every third letter.



sun




hamster

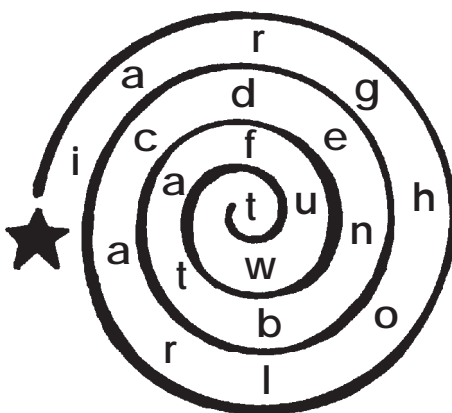


candy

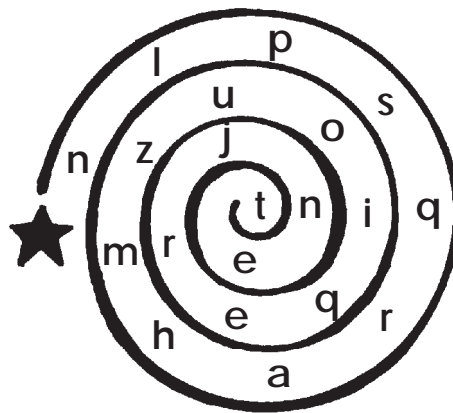
Circle every fourth letter.



rock



listener



tree



On another sheet of paper, write an adjective to describe each member of your family.





# How Do You Do It?



An **adverb** is a word that tells how, when, or where an action takes place.

Begin at the star. Color the spaces with odd numbers. Then go back to the star. Write the letters you did not color in order on the line to finish each sentence.



## A Perfect Fit



A **contraction** is a word made from two words. One or more letters are left out.  
An **apostrophe** (') is used in the place of the missing letter or letters.



Write the word used to make each contraction.

1. she'll

she	_____
-----	-------

2. I've

I	_____
---	-------

3. we're

we	_____
----	-------

4. they're

they	_____
------	-------

5. could've

could	_____
-------	-------

6. they'll

they	_____
------	-------

7. we'd

we	_____
----	-------

8. I'm

I	_____
---	-------

9. he'd

he	_____
----	-------

10. aren't

are	_____
-----	-------

11. it's

it	_____
----	-------

12. won't

will	_____
------	-------



# Say It in a Letter

Use the code to write the names of each part of the letter.

a	b	c	d	e	g	i	l	n	o	r	s	t	u	y
⊙	↗	⌘	☺	☀	⊠	💧	🕒	■	❖	❄	✉	◯	✦	⊛

1. ⊠❄☀☀◯💧■⊠

2. ☺⊙◯☀

\_\_\_\_\_

May 31, 2003

Dear Aunt Virginia,

I am writing to wish you a  
happy birthday! I love you very  
much. I'll be thinking of you.

Your nephew,  
Ryan

3. ↗❖☺⊛

\_\_\_\_\_

4. ✉💧⊠■⊙◯✦❄☀

\_\_\_\_\_

5. ⌘🕒❖✉💧■⊠

\_\_\_\_\_



Have someone help you write a thank-you letter on another sheet of paper.




# Stretching for Snacks

Finish each analogy using the Word Bank. Write the word on the line.

1.




*Shut* is to *open* as *soft* is to \_\_\_\_\_.



2.



*Knee* is to *leg* as *elbow* is to \_\_\_\_\_.



3.



*Airplane* is to *pilot* as *bus* is to \_\_\_\_\_.



4.



*Lime* is to *green* as *lemon* is to \_\_\_\_\_.



5.



*Sink* is to *wash* as *oven* is to \_\_\_\_\_.



## Word Bank


bake

yellow

hard

arm

driver





## Analogy Maze

Complete each analogy using a word from the box. Color each word to show the path through the maze.

1. *Knife* is to *cut* as *pencil* is to \_\_\_\_\_.
2. *Pig* is to *squeal* as *dog* is to \_\_\_\_\_.
3. *Finger* is to *hand* as *toe* is to \_\_\_\_\_.
4. *Tall* is to *short* as *high* is to \_\_\_\_\_.
5. *Animal* is to *zoo* as *clown* is to \_\_\_\_\_.
6. *Wing* is to *bird* as *fin* is to \_\_\_\_\_.
7. *Juice* is to *drink* as *steak* is to \_\_\_\_\_.
8. *Cat* is to *meow* as *lion* is to \_\_\_\_\_.
9. *Smile* is to *frown* as *up* is to \_\_\_\_\_.




foot	fish	boy	fly	cook
hand	write	under	pet	sleep
elbow	bark	laugh	read	cut
flower	low	play	arm	knee
movie	roar	circus	eat	down



## Word Relations

Write the missing word to complete each analogy. Color the words below to help the elephant get to the camel.

1. **Knife** is to **cut** as **broom** is to \_\_\_\_\_.
2. **Early** is to **late** as **light** is to \_\_\_\_\_.
3. **Short** is to **tall** as **small** is to \_\_\_\_\_.
4. **Question** is to **answer** as **empty** is to \_\_\_\_\_.
5. **Quiet** is to **noisy** as **hot** is to \_\_\_\_\_.
6. **Shout** is to **whisper** as **wide** is to \_\_\_\_\_.
7. **Empty** is to **full** as **clean** is to \_\_\_\_\_.
8. **Boat** is to **water** as **plane** is to \_\_\_\_\_.
9. **In** is to **out** as **happy** is to \_\_\_\_\_.
10. **Elephant** is to **trunk** as **camel** is to \_\_\_\_\_.



★ Start

big    drink    hump

sweep    dark

full    small    sad

open

cold    knife    sky

heavy

narrow    dirty

warm    out



**Page 4**

Monday, Wednesday;  
Friday, Saturday;  
Wednesday, Friday; Friday,  
Saturday, Monday

**Page 5**

January; December;  
February; July; June;  
November, September,  
December, April, October,  
June, March, July

**Page 6**

1. Cat; 2. were; 3. alike;  
4. friends; 5. not; 6. were;  
7. but; 8. and; 9. great;  
10. they; 11. Bear; 12. still;  
Cat and Bear were not  
alike, but they were still  
great friends!

**Page 7**

up, big, in; boy, hot, over;  
soft, ugly, sad

**Page 8**

2. happy; 3. noisy; 4. small;  
5. look; 6. large

**Page 9**

1. hear; 2. no; 3. two;  
4. eight; 5. scent; 6. brake;  
7. sew; 8. mane; 9. rode

**Page 10**

doorbell, football,  
sunflower, cupcake,  
beehive, bedtime,  
flowerpot, doghouse,  
popcorn, toothbrush,  
bookshelf

**Page 11**

1. triangle; 2. square;  
3. diamond; 4. circle;  
5. octagon; 6. rectangle;  
7. circle, 8. diamond;  
9. triangle, 10. octagon;  
11. rectangle, 12. square

**Page 12**

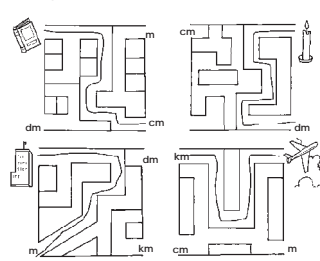
1. add; 2. sum; 3. subtract;  
4. difference; 5. solve;  
6. equal

**Page 13**

1. inch; 2. inch; 3. inch;

4. yard; 5. yard; 6. foot;  
7. mile; 8. foot

**Page 14**



**Page 15**

1. spring; 2. winter; 2. fall;  
3. summer; 4. spring;  
5. winter; 6. fall; 7. summer

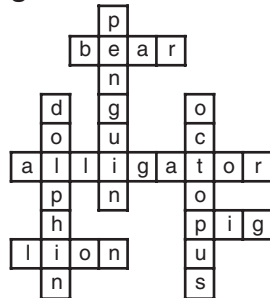
**Page 16**

2. hail; 3. tornado; 4. rain;  
5. snow; 6. sunshine

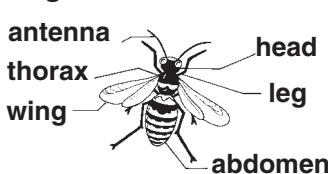
**Page 17**

2. lamb; 3. tadpole;  
4. duckling; 5. fawn; 6. cub;  
7. calf; 8. piglet; 9. chick;  
10. puppy

**Page 18**



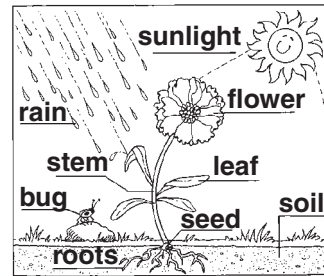
**Page 19**



**Page 20**

Brachiosaurus,  
Tyrannosaurus rex,  
Stegosaurus, Triceratops,  
Trachodon; extinct

**Page 21**



botanist

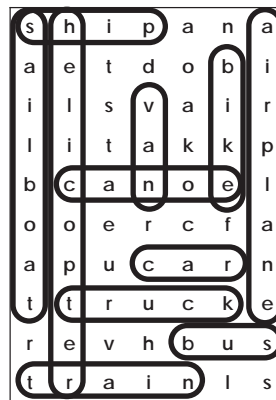
**Page 22**

Earth, Saturn, Mars,  
Mercury, Pluto, Uranus,  
Venus, Jupiter, Neptune

**Page 23**

1. doctor; 2. bus driver;  
3. firefighter; 4. dentist;  
5. teacher; 6. librarian;  
thank you

**Page 24**

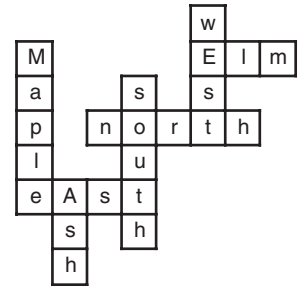


air: airplane, helicopter;  
land: train, van, truck, bus,  
car, bike; water: canoe,  
ship, sailboat

**Page 25**

1. symbol; 2. map key;  
3. north, south, east, west;  
4. compass rose

**Page 26**



**Page 27**

1. penny; 2. dollar; 3. dime;  
4. nickel; 5. quarter; The  
following circles should be  
colored: bow, doll, robot,  
toy, TV, flag, ball, scooter,  
bat, bike, CD

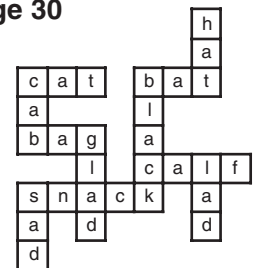
**Page 28**

1. happy; 2. afraid;  
3. angry; 4. surprised;  
5. tired

**Page 29**

Answers may vary.  
Possible answers are:  
1. responsible; 2. honest;  
3. helpful; 4. cooperative;  
5. kind; 6. polite

**Page 30**



**Page 31**

1. shell; 2. red; 3. web;  
4. west; 5. pen; 6. net;  
7. nest; 8. hen


**Page 32**

1. ship; 2. wish; 3. fin;  
4. sip; 5. fib; 6. lip;  
7. lid; 8. trim



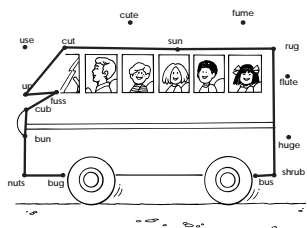


**Page 33**

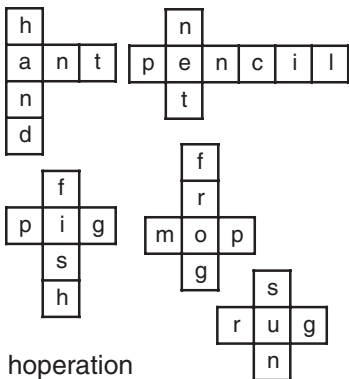


**Page 34**

1. bug; 2. nut; 3. bun;
4. cub; 5. up; 6. fuss;
7. cut; 8. sun; 9. rug;
10. shrub; 11. bus



**Page 35**




hopoperation

**Page 36**

net	ant	hand	sun	rug	fish	run	pig
bus	play	me	mop	cub	five	see	stop
fox	cut	men	best	cat	hop	sip	pen
hat	wish	lid	smoke	tail	tent	red	bun
cut	then	hop	hot	up	hip	web	bag
nest	hope	nut	hen	bat	caif	snake	fin
black	top	cake	high	rain	mile	west	shop
trim	bed	nap	ship	fib	ten	tag	man

smile

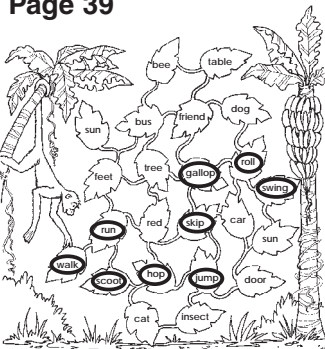
**Page 37**



**Page 38**

	Dean	lady	country	astronaut
school	New York	dog	team	car
boy	Jenna	sport	girl	house
street	North Street	store	song	bird
friend	Mars	John Glenn	America	Elm Grove School
motorcycle	cat	paint	man	April
planet	soda	ocean	bed	

**Page 39**



**Page 40**

yellow, furry, sweet; hard, great, short

**Page 41**

carefully, slowly, loudly

**Page 42**

1. will; 2. have; 3. are;
4. are; 5. have; 6. will;
7. would; 8. am; 9. would;
10. not; 11. is; 12. not

**Page 43**

1. greeting; 2. date;
3. body; 4. signature;
5. closing

**Page 44**

1. hard; 2. arm; 3. driver;
4. yellow; 5. bake

**Page 45**

1. write; 2. bark; 3. foot;
4. low; 5. circus; 6. fish;
7. eat; 8. roar; 9. down

foot	fish	boy	fly	cook
hand	write	under	pet	sleep
elbow	bark	laugh	read	cut
flower	low	play	arm	knee
movie	roar	circus	eat	down

**Page 46**

1. sweep; 2. dark; 3. big;
4. full; 5. cold; 6. narrow;
7. dirty; 8. sky 9. sad;
10. hump

